








# Column Components

## How to Use Column Components

Build your own column component assembly by interchanging the vessels, segments and closures.

Individual Components	Assembled Column Component
 <ul style="list-style-type: none"><li data-bbox="573 604 799 625">— 600-058-06 closure</li><li data-bbox="573 741 789 762">— 500-120-02 vessel</li></ul>	
 <ul style="list-style-type: none"><li data-bbox="613 1045 799 1066">— 600-058-06 closure</li><li data-bbox="613 1129 815 1150">— 531-150-15 segment</li><li data-bbox="613 1255 808 1276">— 730-0502 connector</li><li data-bbox="613 1371 789 1392">— 500-120-02 vessel</li></ul>	
 <ul style="list-style-type: none"><li data-bbox="613 1539 799 1560">— 600-058-17 closure</li><li data-bbox="613 1623 815 1644">— 531-150-40 segment</li><li data-bbox="557 1749 824 1770">— 412-10-47 filter clamp</li><li data-bbox="557 1791 841 1812">— 47 mm filter membrane</li><li data-bbox="557 1843 727 1864">— 414-47 grid</li><li data-bbox="613 1896 776 1917">— 411-21-47 outlet</li></ul>	